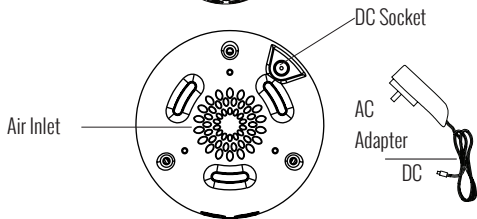
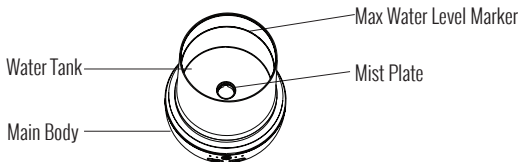
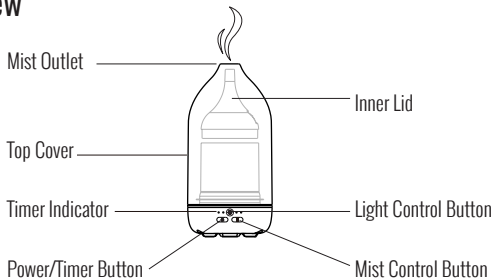


dōTERRA[®] Laluz[™]
Ultrasonic Diffuser

Instruction Manual

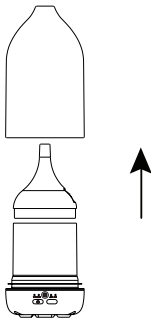
Overview



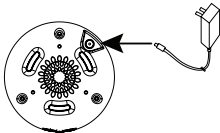
Instructions For Use

Place aroma diffuser on a flat, water-resistant surface when operating.

1. Remove Top Cover and Inner Lid from the Main Body.

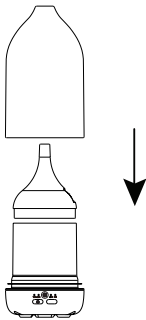


2. Insert the Adapter's DC connector into the DC Socket located on the bottom of the diffuser.

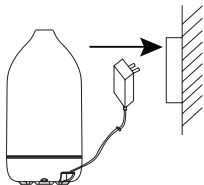


3. Pour water into the Water Tank up to the Max Water Level Marker. Add 5-10 drops of essential oil (not included) directly into the Water Tank.

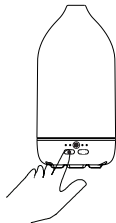




4. Replace Top Cover and Inner Lid by aligning onto Main Body.



5. Plug the AC end of the Adapter into an electrical wall outlet.



6. Turn on and begin diffusing.
(see "functions" for instructions)

NOTES:

- The unit will automatically shut off completely when water level becomes too low.
- Disconnect Adapter from electrical outlet when not in use.

Features

Ultrasonic vibrations transform water and essential oil into a powerful stream of aroma-infused mist.

1. Water Capacity: 120ml/4.06 fluid oz
2. Suggested Room Size: Up to 330Sq. ft/30Sq. m
3. Continuous Operation:
Highest Mist Output: Up to 4 hours
Lowest Mist Output: Up to 8 hours
4. Timer: 1hr/2hr/4hr/Timer Off- Always On
5. Dim and bright ambient warm & lavender light settings/options
6. Automatic safety shut-off
7. Power: Certified AC Adapter included

Functions

Power/Timer Button

- 1st press = ON Indicator light, Continuous Mist
- 2nd press = 1hr Indicator light, 1hr Timer Indicator On
- 3rd press = 2hr Indicator light, 2hr Timer Indicator On
- 4th press = 4hr Indicator light, 4hr Timer Indicator On
- 5th press = Mist Off



*Timer Indicator light slowly dims off 10 seconds after last Power/Timer Button press. When Power/Timer button is pressed, the Time Indicator Light turns on and moves to the next setting.

Light Control Button

- The device features four ambient light options. Press the Light Control Button to shift between light options. Light can be turned on and off independently from mist function.

- 1st press = Dim warm light
- 2nd press = Bright warm light
- 3rd press = Dim lavender light
- 4th press = Bright lavender light
- 5th press = Light off

Mist Control Button

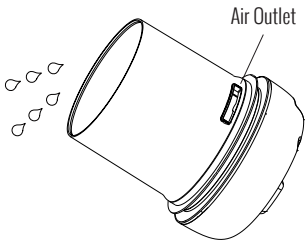
- 1st press = Low mist output
- 2nd press = High mist output
- (Press to cycle)

Cleaning and Maintenance

Before cleaning, turn the unit off and unplug the Power Adapter plug. When emptying the Water Tank, pour water from the opposite side of the Air Outlet.

Clean the Water Tank and Mist Plate at least twice a week. Clean the Mist Plate in the Water Tank with a cotton cloth and neutral cleanser. Wash it with clean water and wipe it dry with cloth.

 Warning: Use of corrosive or harsh chemicals may cause damage. Essential oil should not come in contact with the exterior surface of the unit.



Troubleshooting

Status	Cause(s)	Solution(s)
Startup Failure/Early Shutdown	<ol style="list-style-type: none">1. Insufficient water2. Improper power cable connection	<ol style="list-style-type: none">1. Fill water to the Max Water Level Marker.2. Unplug the Power Adapter plug and reset carefully.
No mist or abnormal mist	Misting failure but normal light	<ol style="list-style-type: none">1. Make sure the water level does not exceed the Max Water Level Marker.
	No misting after Top Cover is replaced	<ol style="list-style-type: none">1. The Air Inlet may be blocked. Check to make sure there is nothing blocking the inlet and that the device is placed on a hard surface.2. Check the fan condition. If it is abnormal, please call dōTERRA.
	Oil contamination on Mist Plate	<ol style="list-style-type: none">1. Please follow the instructions on cleaning and maintenance.2. Blockage to the Air Inlet may influence the misting performance.
	Top Cover / Inner Lid is not completely secured over silicone ring	<ol style="list-style-type: none">1. Adjust the Top Cover / Inner Lid to sit secure over the silicone ring.
Water Leakage	<ol style="list-style-type: none">1. Top Cover / Inner Lid off-centered or missing2. Temperature too low or too high/high humidity	<ol style="list-style-type: none">1. Replacing or adjusting the Top Cover / Inner Lid may resolve the problem.2. Adjust the room temperature or humidity.

Cautions

1. Ensure the Inner Lid is properly on Water Tank and Top Cover properly sits flush on the Base.
2. It is normal for vapor volume to vary with the type of water and essential oil used, humidity, and/or air temperature.
3. The product is designed for using 100 percent pure, natural essential oil. Chemical fragrance, spice, or impure essential oil used may cause product damage.
4. Clean the unit after each use. Use tap water, spring water, or distilled water for washing and a soft cloth for wiping.
5. The device will turn off automatically when the water level is lower than the Mist Plate of the Water Tank.

Safety

Please follow the safety rules below while using the product:

1. Only use the product for the intended purpose.
2. Use only the Power Adapter included in the package.
3. Do not drain the water from the Air Outlet.
4. When storing the device or relocating it, turn the power off, unplug the device, empty the Water Tank, and clean the device.
5. Turn off the device and unplug immediately if there is any smoke or burning smell.
6. Do not fill the water to exceed the Max Water Level Marker.
7. Place the device on a flat and solid surface instead of uneven and/or unstable ones like carpets or rugs etc.
8. Refill with tap water, spring water or distilled water. Do not use mineral water.
9. Do not move the product during its operation. Pull the Power Adapter instead of the cord to unplug.

10. Do not place the product in direct sunlight or close to a refrigerator, a fan, or other hot environment.
11. This product should not be operated by children unless supervised by an adult.
12. This product is not for medical purposes.

DO NOT inhale the vapor directly from the Mist Outlet.

Product Warranty

dōTERRA One (1) Year Limited Warranty. dōTERRA's warranty obligation for this product is limited to the terms set forth below:

dōTERRA International, LLC ("dōTERRA") warrants this diffuser against defects in materials and workmanship under normal use for a period of ONE (1) YEAR from the date of purchase by the original end-user purchaser ("Warranty Period") provided the operation and maintenance strictly follow the instruction manual. If a defect arises and a valid claim is received within the Warranty Period, at its option and to the extent permitted by law, dōTERRA will either (1) ship a new replacement diffuser to original end-user, or (2) issue a refund based on the dōTERRA 30-day return policy. When a replacement or refund is given, the diffuser for which the replacement or refund is provided must be returned to dōTERRA prior to replacement or refund and becomes dōTERRA's property.

Please call 1-800-411-8151 for more information.



CAN ICES-1/NMB-1

This appliance is not intended for use by persons (including children) with reduced physical, sensory or mental capabilities, or lack of experience and knowledge, unless they have been given supervision or instruction concerning use of the appliance by a person responsible for their safety. Children should be supervised to ensure that they do not play with the appliance.

This appliance can be used by children ages 8 years and above and persons with reduced physical, sensory or mental capabilities if they have been given supervision or instruction concerning use of the appliance in a safe way and understand the hazards involved. Children should not play with the appliance. Cleaning and user maintenance should not be made by children without supervision.

CAN ICES-1/NMB-1

This ISM device complies with Canadian ICES-001

This device complies with part 18 of the FCC Rules

(a) The interference potential of device or system:

Operation is subject to the following two conditions:

(1) This device may not cause harmful interference, and

(2) this device must accept any interference received, including interference that may cause undesired operation.

(b) Maintenance of the system:

CAUTION: Changes or modifications not expressly approved by the party responsible for compliance could void the user's authority to operate the product.

(c) Simple measures that can be taken by the user to correct interference:

NOTE: This equipment generates, uses and can radiate radio frequency energy and, if not installed and used in accordance with the instructions, may cause harmful interference to radio communications. However, there is no guarantee that interference will not occur in a particular installation. If this equipment does cause harmful interference to radio or television reception, which can be determined by turning the equipment off and on, the user is encouraged to try to correct the interference by one or more of the following measures:

- Reorient or relocate the receiving antenna.
- Increase the separation between the equipment and receiver.
- Connect the equipment into an outlet on a circuit different from that to which the receiver is connected.
- Consult the dealer or an experienced radio/TV technician for help.

model number: GH2168

Manufactured for: **dōTERRA Intl., LLC**
389 S 1300 W, Pleasant Grove, UT 84062 USA